

2015 Annual Parish Pastoral Report

From the Pastor's Desk



An annual *Parish Pastoral Report* is submitted to the archdiocese each year to provide specified statistical data to our Archbishop to help him identify current pastoral issues and set priorities for the future. Our *Parish Pastoral Council* also reviews these statistics to help us assess the current state of the parish and plan for the future.

Each year I provide the parish at large with this summary with the hope that prayerful reflection on the raw data helps each parish organization — and each parishioner — in setting priorities and taking steps to make our parish a better sign of Christ's presence in our community.

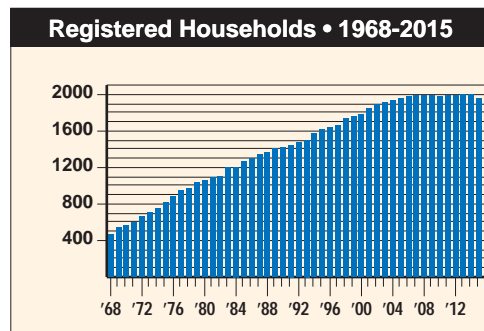
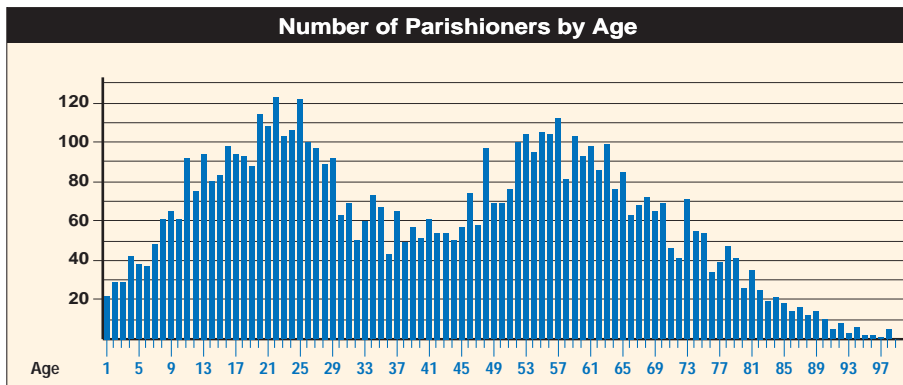
The statistics show our need to enter more deeply into the *New Evangelization* preached by recent Popes, including Pope Francis. This means that active parishioners are called to deepen our own knowledge of and appreciation for our faith, as well as reach out to those who are not now practicing their faith.

The need is shown by the decline in the number of parishioners attending Mass on a regular basis, as well as the declining number of marriages in Church. Some parishes seem to have reversed these trends, and our Parish Council is striving to learn from them.

As you review this report, pray with me that the data inspire us to deepen our individual and parish commitment to build up the Kingdom in our parish and in our homes. At the same time, we must remember the tremendous joy in heaven over *one* sinner who repents, so our mission is not in "better numbers," but in a deeper spirituality so that we become better witnesses to Christ for those who are looking for the way, the truth and the life.

We have been blessed to have Father Linus Nangwele as our Parochial Vicar throughout 2015, and his ministry here will continue through 2016. Rev. Philip Agber, C.S.Sp. continues to assist the parish in celebrating our weekend liturgies. The periodic visits of Father Joseph Sserugo, AJ, from Uganda and Father Joseph Wetaase from Rwanda connect us in a special way with the Universal Church.

Parish Population (as of Dec. 31 st)	2012	2013	2014	2015
Total registered parishioners.....	6,261	6,279	6,250	6,079
Total registered households.....	1,982	1,996	2,001	1,957
Estimate the unregistered Catholic families .	250	250	250	250
Weekend Mass attendance (October count) .	1,337	1,354	1,302	1,186
Households donating at least once a month.	680	683	680	608



From the parish's foundation in 1968 the number of parish families grew steadily until 2007, when it began to plateau as families moving into the parish replaced long-term parish members moving to smaller homes or warmer climates. A slight decline was evident in 2015.

Our average age is 41.7 — a little more than half year older than last year — but the age chart at the bottom of the first column does not show a "normal distribution." Young adults going out on their own or beginning a new family cannot afford to live within the parish boundaries, leaving a relatively small number of parishioners in their late 20's through the early 40's. Couples moving in are generally older than that, and come into the parish with young children. Since 2001, our average age has moved steadily from 35 to 41.7.

In August, 2015, our parish hosted the *Global Leadership Summit* at Archbishop Wood High School for the second time. We intend to continue hosting the *Summit*, with the goal of encouraging more parishioners to participate, and to "lead in place" — in their homes, in our parish and in society — since all of us are called to be leaders.

September, 2015 brought the *World Meeting of Families* and Pope Francis to Philadelphia, which provided a number of parishioners for a "once in a lifetime" opportunity for spiritual growth and renewal.

Also in 2015, discussion began in preparation for celebrating the 50th Anniversary of the parish's founding — St. Vincent de Paul parish was founded on May 28, 1968.

2015 Parish Pastoral Report *(continued)*

Administration of Sacraments

	2012	2013	2014	2015
Sacraments of Initiation				
Baptism.....	37	41	32	38
Confirmation.....	63	53	72	79
First Eucharist.....	66	72	64	67
Sacrament of the Sick				
Total Anointings for the year.....	82	74	74	111
Matrimony				
Both Catholic.....	15	4	7	9
Catholic/Baptized.....	2	5	5	6
Catholic/Non-baptized.....	1	3	0	0
TOTAL.....	18	12	12	15
Funerals				
Total funerals for the year.....	42	58	47	51

Parish School Age Population

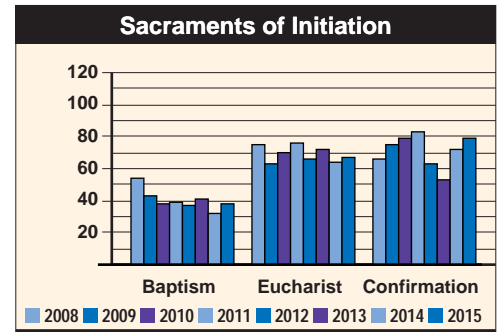
	2012	2013	2014	2015
Catholic Schools				
St. Katharine Drexel, Holland.....	26	27	26	18
Nativity of Our Lord, Warminster.....	10	7	7	5
Our Lady of Good Counsel, Southampton.....	11	10	10	8
Private Catholic Elementary.....	9	6	11	6
Diocesan High Schools.....	33	33	26	25
Private Catholic High Schools.....	43	22	20	21
Other Catholic Schools.....	6	6	7	6
TOTAL.....	138	111	107	89
Public or Non-Catholic Private Schools				
Elementary (K - 6).....	432	409	404	405
Junior High (7 - 8).....	177	170	144	151
Senior High (9 - 12).....	349	341	341	320
TOTAL.....	958	920	889	876

Parish Religious Education

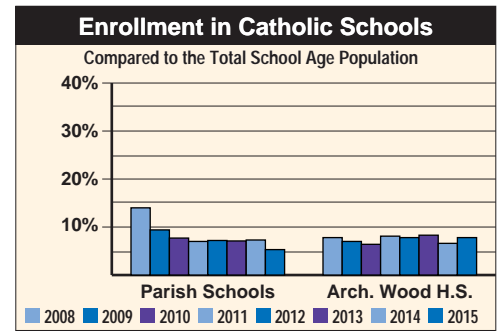
	2012	2013	2014	2015
Pre-School (Sunday Church School).....	15	14	10	0
Elementary (K - 6).....	353	370	364	355
Junior High (7 - 8).....	35	35	30	20
High School (9 - 12).....	32	25	8	10
Total Catechists.....	33	38	31	32

Adult Faith Formation

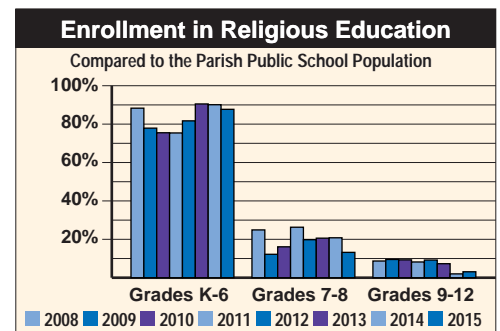
The Pastoral Report submitted to the Archdiocese also includes adult faith formation programs with attendance estimates. The programs include our Baptismal Preparation Program, programs for the parents of our First Reconciliation, First Communion and Confirmation candidates. Programs offered during 2015 to the parish as a whole through our Adult Faith Formation Ministry included: *Prayer on Wednesday*; Jeff Cavin's *Psalms: The School of Prayer*; Dr. Ed Sri's *A Biblical Walk through the Mass*; *Love Is Our Mission: The Family Fully Alive* and *PIContinuing the Momentum* in preparation for the *World Meeting of Families*; *Linus on Life . . . Eternal Life!*; *The Prophets: Messengers of God's Mercy*; and *Unlocking the Mystery of the Bible*.



The consistently higher numbers for those receiving First Eucharist and Confirmation than for those being baptized reflect the figures in the age chart.



The enrollment figures given above are for the three neighboring parish schools attended by our parishioners, and our nearest Archdiocesan high school. The enrollment figures for those attending private Catholic schools and academies are estimates. The percentage of elementary school students attending Catholic school has been declining over the years, while the percentage of high school students has remained fairly steady.



The percentages in the above chart are based on the figures given in the report. Since our Religious Ed Program begins in 1st grade, our grades 1-6 enrollment is being compared to the total students in grades K-6, thus, for those grades the actual percentages are higher than indicated. Enrollment drops significantly after Confirmation in sixth grade.